



MEMBERSHIP RENEWAL

v.04092016

MID-CAROLINA RIFLE CLUB, INC.

P.O. BOX 2528, COLUMBIA, S.C. 29202-2528

www.midcarolinarifleclub.com

REQUIREMENTS: Any legal resident of the United States, eighteen years of age or older, who is a member of a national gun rights organization (National Rifle Association, Gun Owners of America, Jews for the Preservation of Firearms Ownership, or Second Amendment Foundation) or a member of GrassRoots GunRights SC, may be a full member of this organization.

If your membership has lapsed you must submit the \$25 application fee with your renewal form or your renewal will not be processed.

Instructions for completing the form

Current members must complete this form to renew their membership. All required information must be supplied with the form submission or your renewal will be delayed. It is important to be sure you supply all current information. Please be sure to review all information for accuracy. **This form is a fill able PDF document and MUST be completed on the computer for clarity and then printed for submission.** Completing the form electronically will help with processing and ensure the accuracy of the information.

Complete the first section for the Primary Household member.

1. Complete all information on the primary member on page one (**This page MUST be COMPLETED**) and list all family members.

2. In the second section complete all information for each additional adult that has their own membership ID and gate access card. All required information must be supplied and up to date. (failure to submit information will prevent their being renewed)

**** A copy of your current Gun Rights Organization Membership card showing you are a current member in good standing with the Expiration Date MUST be submitted with this Renewal UNLESS you have a Life Membership and that information is already on file with the club. NRA EPL Memberships MUST resubmit each year. Failure to provide this information with the Renewal Application will delay processing your renewal and restrict your access to the Range. Membership in a GRO is required for continued membership in MCRC per the By-Laws. **Only approved forms of verification will be accepted. This DOES NOT include email receipts from online payments or other types of emails.** See the Member Services website for approved forms of verification. All adult children family members with gate access must provide a copy of a driver's license to confirm residence.**

If your family membership includes adult or children (18 or older) that have gate access, you must also provide proof (copy of driver's license, etc.) that they still reside there. Failure to complete the appropriate family member section will prevent their membership from being updated or renewed and they will lose access to the club.

Work credits are valid as long as your membership is active and current. If you let your membership lapse more than 30 days you will lose all accumulated work credits or other account credits.

All credits may only be used for reducing annual dues. **Work credits may only be used for a maximum of 2/3 of dues in a given year.** You cannot use them for any fees, including Late Application Fee, or to order patches & decals.

If your Membership is lapsed when you renew you cannot use any work credits for your renewal. You must pay your full dues and the Application fee to reinstate your Membership. If the lapse is less than 30 days you will retain the credits on your account and they will be available for use the following year. If the lapse is more than 30 days you lose the credits as they are only valid during your Active Membership or the 30 day grace period.

*** Mail the completed form along with the necessary payment and any required additional documentation to the address at the top of the first page.**

***DO NOT SEND MAIL REQUIRING A SIGNATURE (Express/Priority etc)**

ALL PAPERWORK AND PAYMENTS SHOULD BE SUBMITTED AT LEAST A MINIMUM OF 60 DAYS BEFORE (Business days) YOUR MEMBERSHIP EXPIRATION DATE TO ALLOW FOR PROCESSING. LATE RENEWALS MAY TAKE LONGER.

When printing and submitting the form you only need to send the completed pages containing your membership information. If you have any questions about the requirements or need assistance completing the form you can contact the club Vice President on the Member Services website.

ALL REQUIRED FIELDS ARE HIGHLIGHTED IN BLUE. KEEP THE ATTACHED UPDATED RANGE RULES FOR YOUR RECORDS.

IMPORTANT

THE FOLLOWING PAGE SHOWS EXAMPLES OF VALID GUN RIGHTS MEMBERSHIP CARDS. IF YOUR CARD DOES NOT LOOK LIKE ONE OF THE VALID CARDS SHOWN, AND/OR THERE IS NOT AN EXPIRATION DATE ON IT, THEN IT IS NOT A VALID PROOF OF MEMBERSHIP.


WE DO NOT ACCEPT ANY FORM OF EMAIL VERIFICATION, INCLUDING BUT NOT LIMITED TO, EMAIL RECEIPTS FROM ONLINE PURCHASE OR EMAILS FROM INDIVIDUALS STATING YOUR STATUS.

ONLY VALID COPIES OF CURRENT ID CARDS WITH EXPIRATION DATES THAT RUN CONCURRENT WITH YOUR MCRC MEMBERSHIP WILL BE ACCEPTED. THE ONLY EXCEPTIONS ARE FOR THE NRA LIFE MEMBERS. WE WILL ALSO ACCEPT NRA MAGAZINE MAILING LABELS OR COPIES OF NRA MEMBER SERVICES PAGES.

If you have further questions about renewals you can refer to the Member Service FAQ page on renewals.

Failure to provide all proper documentation WILL delay renewal processing.


INVALID CARD




INVALID

NOT A LIFE MEMBER TYPE (Life, Endowment, Patron or Benefactor)
AND NO EXPIRATION DATE

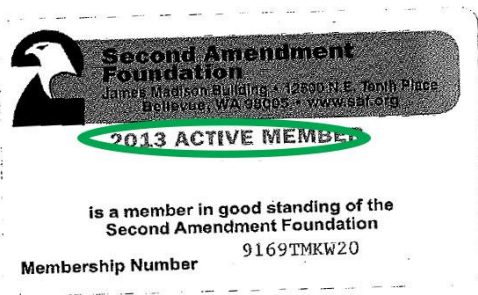
VALID CARDS




VALID LIFE MEMBER



VALID EXPIRATION DATES



VALID EXPIRATION DATE
Expires December 31 of Year



ALL GOA CARDS EXPIRE DECEMBER 31 of The Year

ONLY VALID COPIES OF CURRENT ID CARDS WITH EXPIRATION DATES THAT RUN CONCURRENT WITH YOUR MCRC MEMBERSHIP WILL BE ACCEPTED. THE ONLY EXCEPTIONS ARE FOR THE NRA LIFE MEMBERS. NRA EPL MUST RESUBMIT EACH YEAR. WE WILL ALSO ACCEPT NRA MAGAZINE MAILING LABELS OR COPIES OF NRA MEMBER SERVICES PAGES.

If you have further questions about renewals you can refer to the Member Service FAQ page on renewals.

Failure to provide all proper documentation WILL delay renewal processing.



MEMBERSHIP RENEWAL

MID-CAROLINA RIFLE CLUB, INC.

P.O. BOX 2528, COLUMBIA, S.C. 29202-2528

www.midcarolinarifleclub.com

v. 04092016

REQUIRED FIELDS ARE HIGHLIGHTED IN BLUE. This first page MUST BE COMPLETED.

PRIMARY MEMBER INFORMATION

Office use only

Member Level (Check one):

- REGULAR: \$175.00 per year
- ASSOCIATE (must be approved by Executive Committee): \$100.00 per year
- JUNIOR (ages 12 to 18): \$50.00 per year

CHK #: _____	AMT _____
CK DT _____	
PM _____	RECV _____

MEMBERSHIP ID NUMBER

CURRENT EXPIRATION DATE

GIVEN NAME: _____
First Middle (Initial) Last

NICKNAME: _____

ADDITIONAL PEOPLE IN HOUSEHOLD: _____

MAILING ADDRESS

ADDRESS: _____ APT/UNIT: _____

CITY: _____ STATE: _____ ZIP+4: _____

HOME PHONE: _____ WORK PHONE: _____ CELL PHONE: _____

EMAIL ADDRESS: _____
(REQUIRED FOR WEB ACCESS and IMPORTANT NOTICES)

GUN RIGHTS MEMBERSHIP

NRA	MEMBER # _____	EXPIRATION _____	LIFE MEMBER <input type="checkbox"/>
GOA	MEMBER # _____	EXPIRATION _____	LIFE MEMBER <input type="checkbox"/>
JPFO	MEMBER # _____	EXPIRATION _____	
SAF	MEMBER # _____	EXPIRATION _____	
GRSC	<input type="checkbox"/> Check if a member	EXPIRATION _____	

** A copy of your current Gun Rights Organization Membership card showing you are a current member in good standing with the Expiration Date **MUST** be submitted with this Renewal **UNLESS** you have a Life Membership and that information is already on file with the club. **NRA EPL MUST resubmit each year.** Failure to provide this information with the Renewal Application will delay processing your renewal and restrict your access to the Range. Membership in a GRO is required for continued membership in MCRC per the By-Laws.



MEMBERSHIP RENEWAL

MID-CAROLINA RIFLE CLUB, INC.

P.O. BOX 2528, COLUMBIA, S.C. 29202-2528

www.midcarolinarifleclub.com

v. 04092016

**ADDITIONAL HOUSEHOLD MEMBER WITH GATE ACCESS
REQUIRED FIELDS ARE HIGHLIGHTED IN BLUE.**

MEMBERSHIP ID NUMBER

CURRENT EXPIRATION DATE

RELATIONSHIP

GIVEN NAME: _____
First Middle (Initial) Last

NICKNAME: _____

CELL PHONE: _____

WORK PHONE: _____ **ext** _____

BIRTH DATE: _____

EMAIL ADDRESS: _____

(A unique email is REQUIRED FOR WEB ACCESS and IMPORTANT NOTICES)

PROOF OF RESIDENCE

HOUSEHOLD MEMBERS

** A copy of your driver's license must be provided as proof of your residence. This requirement is for all household members that have gate access. If you fail to prove this information your renewal will not be completed and your gate access will terminate.

THIS APPLIES TO ALL FAMILY MEMBERS THAT CURRENTLY HOLD A MEMBERSHIP CARD AND HAVE GATE ACCESS.....

Place Copy of Driver's License HERE

For office use only



MEMBERSHIP RENEWAL

MID-CAROLINA RIFLE CLUB, INC.

P.O. BOX 2528, COLUMBIA, S.C. 29202-2528

www.midcarolinarifleclub.com

v. 04092016

**ADDITIONAL HOUSEHOLD MEMBER WITH GATE ACCESS
REQUIRED FIELDS ARE HIGHLIGHTED IN BLUE.**

MEMBERSHIP ID NUMBER

CURRENT EXPIRATION DATE

RELATIONSHIP

GIVEN NAME: _____

First Middle (Initial) Last

NICKNAME: _____

CELL PHONE: _____

WORK PHONE: _____ **ext** _____

BIRTH DATE: _____

EMAIL ADDRESS: _____

(A unique email is REQUIRED FOR WEB ACCESS and IMPORTANT NOTICES)

PROOF OF RESIDENCE

HOUSEHOLD MEMBERS

** A copy of your driver's license must be provided as proof of your residence. This requirement is for all household members that have gate access. If you fail to prove this information your renewal will not be completed and your gate access will terminate.

THIS APPLIES TO ALL FAMILY MEMBERS THAT CURRENTLY HOLD A MEMBERSHIP CARD AND HAVE GATE ACCESS.....

Place Copy of Driver's License HERE

For office use only



MEMBERSHIP RENEWAL

MID-CAROLINA RIFLE CLUB, INC.

P.O. BOX 2528, COLUMBIA, S.C. 29202-2528

www.midcarolinarifleclub.com

v. 04092016

**ADDITIONAL HOUSEHOLD MEMBER WITH GATE ACCESS
REQUIRED FIELDS ARE HIGHLIGHTED IN BLUE.**

MEMBERSHIP ID NUMBER

CURRENT EXPIRATION DATE

RELATIONSHIP

GIVEN NAME: _____

First Middle (Initial) Last

NICKNAME: _____

CELL PHONE: _____

WORK PHONE: _____ **ext** _____

BIRTH DATE: _____

EMAIL ADDRESS: _____

(A unique email is REQUIRED FOR WEB ACCESS and IMPORTANT NOTICES)

PROOF OF RESIDENCE

HOUSEHOLD MEMBERS

** A copy of your driver's license must be provided as proof of your residence. This requirement is for all household members that have gate access. If you fail to prove this information your renewal will not be completed and your gate access will terminate.

THIS APPLIES TO ALL FAMILY MEMBERS THAT CURRENTLY HOLD A MEMBERSHIP CARD AND HAVE GATE ACCESS.....

Place Copy of Driver's License HERE

For office use only

GENERAL RANGE RULES**SHOOTING:**

1.1 Berms: All bullets not stopped by a target **must** safely impact **the center** of the berm. Bullets must not impact the base of the berm, near the base of the berm, or clip the top of the berm. Do not shoot in such a manner that will ricochet off your target or what is behind your target. **BULLETS MUST NOT HIT THE FLAT GROUND.**

1.2. Bullet: A bullet is any projectile larger than 7.5 shot. Projectiles used in cartridges such as Magsafe and Glasser where the shot is encapsulated and does not fracture until it hits an object are considered bullets.

1.3 No tracer ammunition. No **metallic cartridges** larger in diameter (caliber) and case capacity than the .50 BMG may be used except with the approval of the Executive Committee. Muzzle loading firearms do not use metallic cases and are not subject to the diameter rule. **BULLETS MUST NOT HIT THE FLAT GROUND.**

1.4 Side Berms: Side berms may be shot into only in the PLINKING and COOPER BAYS.

1.5 Targets: a. you may shoot at paper, cardboard, fruit, vegetable, or clay targets on most ranges. The rimfire bay allows paper, clay pigeons and steel plinking type targets. The 2700 bay is for paper only.

b. Metal or plastic cans/bottles of 1 gallon size or smaller and wooden blocks of 4" on a side may be used in the PLINKING and COOPER BAYS ONLY. Place these on the berm or on an appropriate stand that allows the bullet to safely impact **the center** of the berm.

c. Steel pistol type targets such as those used for IDPA, USPSA, SASS, and STEEL CHALLENGE disciplines, such as round discs, square plates, or silhouettes mounted on an elevated post must be positioned no more than 3 yards from a berm. Various approved plinking type steel targets are to be placed on the berm. All steel targets must be INDIVIDUALLY pre-approved by the CRO and be properly marked. Steel targets **must** be shot from at least 12 yards away. In no case will any target be placed in a manner where the bullet will not impact the berm. **NO EXPLODING TARGETS PERMITTED.** No glass or ceramics such as wall/floor tiles

1.6 Target stands: Members must supply an approved stands or use designated frames in the 2700 bay. Stands must be removed when the member leaves. Remember, if you do not bring an approved type target stand you are not prepared to shoot. Barrels are not to be used as target stands.

TARGET PLACEMENT: Target stands must be placed in such a manner that it allows a bullet to pass through and impact the berm at a height (center of the berm) that will prevent any possibility of projectiles impacting the flat ground.

1.7 Aerial Targets: Clay pigeons can only be shot in the HATHCOCK and GENERAL PURPOSE bays. Targets must be thrown straight down range and not in the direction of the side berms. Shot size is restricted to 7.5 or smaller.

1.8 Full Auto Fire: Full auto fire is allowed (hand held) in the GENERAL PURPOSE and PLINKING bays. Auto Fire from a bipod or tripod is allowed on the HATHCOCK RIFLE RANGE. Bump fire and other rapid fire attachments are considered full auto for the purpose of approved locations for use. **BULLETS MUST NOT HIT THE FLAT GROUND.**

SAFETY and SECURITY**2.1 Firearm safety**

Observe 5 basic rules of safety:

1. Treat all guns as if they are loaded
2. Never point a gun at anything you would not want destroyed
3. Keep your finger off the trigger until your sights are on the target
4. Be sure of your target and what's behind it
5. Be aware (security conscious) of your surroundings and who is there

2.2 EYE AND EAR PROTECTION MUST BE WORN BY SHOOTERS AND SPECTATORS ON ALL RANGES.

2.3 **NO ONE MAY SHOOT WHEN IMPAIRED BY ALCOHOL OR MEDICINES TO ANY EXTENT.** Alcoholic beverages may not be consumed by anyone before or while participating in any shooting activity.

2.4 Down Range: No one may be down range of the FIRING LINE when any firing is in progress. Down Range Safety System **WILL** be used at all times. Any one calling cease fire for the purpose of checking targets or any other reason will switch the system to RED STROBE (no firing) until everyone is safely back behind the firing line. Only then can the person initiating the cease fire can allow firing to resume by changing the light back to GREEN (hot range). **NO ONE WILL TOUCH ANY WEAPON IN ANY MANNER WHILE THE RED STROBE IS FLASHING. THIS INCLUDES THE ACTION OF REMOVING OR BRINGING ANY FIREARM TO OR FROM THE FIRING LINE.** All guns must be unloaded and cleared while the RED light is on.

2.5 Cease fire: Anyone observing anyone down range or any other safety problem when firing is occurring must IMMEDIATELY shout "CEASE FIRE, CEASE FIRE". Everyone MUST stop firing and make their guns safe whenever they hear the command, "CEASE FIRE".

GENERAL INFORMATION:

3.1 Identity: While on the range, all members must possess a valid MCRC card and present it to any other member upon demand. Members must display their membership cards in an easily visible location while on the range. At any time you may be asked to confirm your identity with a current photo identification by any member of the Executive Committee. If any person does not comply with a request to identify themselves for any reason, please report this immediately to the club president, including the vehicle tag number of the person for further investigation.

3.2 Membership: MCRC membership includes all adults living in one household. Only members who have received the RANGE SAFETY BRIEFING may receive and use a gate access card and bring and supervise guests.

3.3 Range Use: The range is for the use of members and their guests. Visitors are allowed to participate in scheduled matches and special events. The range is open 365 days a year.

3.4 Guests: Members may bring a maximum of 4 guests at any time. More may be brought with the permission of the Executive Committee. Members are responsible for and MUST DIRECTLY supervise the use of the range by their guests.

3.5 Golden Rule: Be courteous and considerate of others while using the range.

3.6 Shooting Times: Shooting is allowed from 9 am to 1 hour after legal SUNSET or 9 pm whichever is earlier. Shooting by artificial lights is not allowed. No shooting may occur before or after these times without permission of the Executive Committee.

3.7 Club Equipment: Club equipment such as barricades and props may be used only with the permission of the Match Directors. Other materials on the range is club equipment and must not be used. Use of cardboard and sticks in the shed is encouraged.

3.8 Vehicles: No vehicles are allowed on any range except as specified or directed by a range officer or match director. Vehicles are allowed to drive to the HATHCOCK 200 yard target area. You may drive into the PLINKING BAY, the PLATE BAY, and the COOPER PISTOL BAYS. Speed limit is 15 MPH everywhere on the range.

3.9 Litter: Clean up your area. Remove all targets and stands you set up. Place all trash in receptacles in the bay or in the large dumpster in the parking lot. If you brought it with you, clean it up. If it was there when you got there, clean it up. Note: .22 rimfire cases do not need to be picked up but must be swept off the concrete pads.

3.10 Gate: Instructions for the gate **must** be strictly followed. Do not let other members in or out. Members MUST use their own card or code to access the range. On days when the gate is locked open (for matches or other reasons) it is strongly recommended that members use the key pad to log in. Failure to follow gate rules will result in an access violation and you may be locked in or out of the range. Guests will follow the member through the gate entering or leaving. Notify an officer IMMEDIATELY if you find the gate open on an empty range. Do not tamper with or try to force open the gate. You are responsible for any damage you cause.

The gate does not register you in until 8:30 am. If you arrive before that time to assist with setup and plan to stay after the match, at some point after 8:30 you must log in.

3.11 Training classes: Any member using MCRC facilities for formal firearms training (not informally for friends or family) MUST obtain clearance from the club President at least 10 days Prior to conducting such classes. Members must provide their own targets and frames

3.12 Juniors: All children (under the age of 18) must have a permission slip from their parents while shooting at the range.

3.13 Specific rules: Specific range rules for different bays may be adopted or changed by the Executive Committee. Such SPECIFIC RANGE RULES will be published in the Club newsletter, posted on the web site, posted at the club entrance, and on the applicable bay. These rules will have the same force and effect as these GENERAL RANGE RULES. SPECIFIC RULES TAKE PRECEDENCE OVER THESE GENERAL RANGE RULES.

3.14 Violations: (Reporting) Any member observing a violation of any RANGE RULE must: Kindly notify the offender of the violation and report the a club officer Including any vehicle tag number, name, or member identification number of offender to a club officer

3.15 Violations: (Penalties) Violation of any range rule may subject the offender to immediate dismissal with no refund of dues paid or credits earned or suspension from the club at the discretion of the club President.

Any violation of a range rule will cause the offender to be sent home from the range for the day by a member of the Executive Committee. Further violations will result in the disciplinary actions stated above.

Any penalty decision of the President may be appealed by any member of the Executive Committee to the DISCIPLINARY COMMITTEE. The Executive Committee is made up of all club officers, match directors, and liaisons. All disciplinary actions will be handled in accordance with the club bylaws.

******* BAY SPECIFIC RULES FOLLOW ON NEXT PAGE *******

BAY SPECIFIC RULES

SHOTGUN PATTERNING AREA

1. Shotguns only
2. Shot only- no slugs
3. 20 yd. min- 40 yd. max
4. Eye and ear protection required
5. Patterning targets are to be placed on provided frame. No other targets allowed.

RIMFIRE BAY

1. Paper, clay pigeons, and approved steel plinking targets only.
2. Clay pigeons and steel plinking targets are to be placed in the center of the berm to prevent bullets from hitting the ground.
3. All Rimfire rounds must impact the 50 yard berm
4. No shooting into the ground or side berms
5. .Minimum Target Distance:
 - 5.1. Rimfire: 10 yards from the railroad ties
 - 5.2. Air Rifle: 5 yards from the shooters location (bench or railroad ties)
6. No shooting from in front of the shooting line (railroad ties)
7. Shooters may shoot from the tables & the grassy area at the same time as long as they maintain an adequate, mutually agreeable, separation between themselves.
8. Eye & Ear protection required at all times by shooters and spectators.
9. Match vehicles ONLY down range.

HATHCOCK RIFLE RANGE SPECIFIC RULES

1. **FIRING LINE:** No shooting from in front of the firing line. The firing line includes the concrete shooting benches & the grassy area directly in front of the tables up to the railroad ties. Shooters may shoot from the tables & the grassy area at the same time as long as they maintain an adequate, mutually agreeable, separation between themselves.
2. **SIDE BERMS** may NOT be shot into. Only shoot directly down range.
3. **AERIAL TARGETS** may be shot on this range. AERIAL shooters must withdraw at the request of other shooter(s) who want to use the range in the normal manner. Shot must be directed **DOWN RANGE** & NOT in the direction of the side berms.
4. **TARGETS** must be high enough off the ground to ensure that all rounds will impact the proper berm. This is **HARD** to do, so be careful.
5. Targets can only be placed 50, 100 and 200 yard lines. Rounds must hit their respective berms.

2700 TOM POU PISTOL BAY SPECIFIC RULES

1. **ONLY** for bulls eye style (but not exclusively 2700 style) target shooting with pistol, not rifle, caliber handguns. Handguns may **NOT** be drawn from holsters to shoot. **NO RIFLE CALIBERS ALLOWED, NO SHOTGUN CARTRIDGES ALLOWED.**
2. **FIRING LINE:** Shoot only from behind the tabletops in a **STANDING** position, or from a rest on the tabletop. Posts may be used to simulate barricades as in PPC style shooting.
3. **Targets:** Single bullseye target must be centered and stapled to a backer of cardboard or other appropriate material.
 - A. When shooting at a target on the 25 or 50 yard line, the target must be placed on frame materials supplied by the member. Either 1"x2"s or 2"x2"s can be used to hold the target and backer.
 - B. These frame materials must be placed in the 25 or 50 yard target frames
 - C. When shooting at a target on the 25 or 50 yard line, **THE FRAME MATERIALS** supplied by the member must be tall enough (a minimum of 42") to ensure that all rounds impact the 50 yd. berm. The backer must be attached to the frame material and the Single bullseye target attached to the backer. The proper height for the bullseye is a minimum of 57" from the ground.
4. **NO** targets are to be placed on the 25 yd. barrier. This barrier is for protection of the mechanical systems.
5. **NO** shooting into either the side berms or the 25 yard barrier.
6. **NO** rifles or shotguns allowed in this bay

GENERAL PURPOSE BAY SPECIFIC RULES

1. SIDE BERMS may NOT be shot into.
2. TARGETS must be high enough off the ground to ensure that all rounds will impact the 50 yd berm. This is HARD to do, so be careful.
3. AERIAL shooting is allowed. Shot must be directed DOWN RANGE & NOT in the direction of the side berms.
4. Targets must be placed at least 25 yds. from the covered area of the bay.

PLINKING BAY SPECIFIC RULES

1. SIDE BERMS may be shot into.
2. **NO** AERIAL shooting is allowed.
3. **NO** Firing from past the side berms. The shooter must have side berms on the 180-degree plane to his left & right. At no time will the shooter fire past the 180-degree plane.
4. DRIVING downrange is allowed.

PLATE MACHINE SPECIFIC RULES

1. **NO rifles or shotguns.** This includes .22 rim-fire rifles, & all handgun caliber rifles.
2. **NO** handguns more powerful than 44 magnums.
3. **NO** shooting any closer than 15 yards. The 15-yard line is the pole.
4. Eye & ear protection is required by shooters & spectators at all times.
5. **NO** Firing from past the side berms. The shooter must have side berms on the 180-degree plane to his left & right.
6. **NO** other targets can be set up or shot at in this bay.
7. **Accepted calibers are:** .17M2, .17HMR, .22 Short, .22 Long, .22 Long Rifle, .22 Winchester Magnum Rimfire, .22 Remington Jet, 5.7 x 28 FN, .25 ACP / 6.35 Browning, .25 NAA, .256 Winchester Magnum, .30 Mauser, 7.62 x 25 Tokarev, .32 ACP / 7.65 Browning, .32 NAA, .32 Smith & Wesson, .32 Short Colt, .32 S&W Long / .32 Colt New Police, .32 H&R Magnum, .327 Federal, .32-20 Winchester, 7.65 French Long / 7.65 MAS, 8mm Nambu, .380 Auto (9mm Kurz), 9mm Luger (Parabellum), 9mm Browning Long, 9mm Ultra, 9 x 21, 9 x 23 Winchester, 9 x 23 Largo (Bergmann/Bayard), 9 x 25 Mauser, 9 x 25 Dillon, 9mm FAR, 9mm Winchester Magnum, 9x18 Makarov, .38 Super, .38 Short Colt, .38 Long Colt, .38 S&W / .38 Colt New Police, .38 Special, .357 Auto Mag, .357 Magnum, .357 Sig, .40 Smith & Wesson, .40 Super, .400 Corbon, 10 MM Auto, .38-40 Winchester, .41 Action Express, .41 Remington Magnum, .44-40 Winchester, .44 Auto Mag, .44 Russian, .44 Special, .44 Remington Magnum, .44 S&W American, .45 Schofield, .45 ACP, .45 Auto Rim, .45 GAP, .45 Super, .45 Colt, .460 Rowland, .455 Webley Mark II,

SILHOUETTE BAY SPECIFIC RULES

1. SIDE BERMS may NOT be shot into.
2. **NO** AERIAL shooting is allowed.
3. **NO** vehicles are allowed in the Silhouette Bay or on the ramp leading to the bay unless authorized by a match director. Shooters must enter the bay by walking the ramp, or the steps at the rear of the bay.
4. FIRE from the concrete pad or the area forward to the railroad ties.
5. TARGETS may only be setup against the 25, 40, 60, 75 & 100 yard berms such that all bullets will impact the berm (dirt backstop). Targets may be set at the 13 yard post (black powder only) for sight in, Targets placed at the 50 yd rail must be placed so that bullets impact the 60 yd berm. NOTE! These berms are lower than normal and extreme care must be taken to prevent clipping the top of the berm. The dirt in front of the rails is not a berm.

QUALIFICATION BAY SPECIFIC RULES

1. The primary purpose of the qualification bay is the instruction of groups and CWP qualification.
2. Use of the qualification bay is by reservation only.
3. Reservations to use the bay for formal instruction and/or CWP qualification may be made only by firearms instructors who have the current, applicable certification and are current members of MCRC. Instructors must submit copies of current, applicable certification documents and proof of insurance as required by the club to the club president and keep the documentation updated with the president. The bay may be reserved by any member for informal instruction or other use; however, such reservations may be canceled by the club president in preference to formal instruction or CWP qualification.
4. All instructors who instruct in the bay must be current MCRC members.
5. Reservations may be made for any of these sessions: 9:00 a.m. to 11:00 a.m., 11:00 a.m. to 1:00 p.m., 1:00 p.m. to 3:00 p.m., or 3:00 p.m. to 5:00 p.m. When Daylight Savings Time is in effect **AND OFFICIAL SUNSET IS LATER THAN 6:15 P.M.**, an additional session of 5:00 p.m. to 7:00 p.m. will be available. **ON OCCASION**, when Daylight Savings Time is in effect, a session of 7:00 p.m. to closing may be available. This will be determined by the club president at the time the reservation is requested. Consecutive sessions may be reserved for larger classes or classes requiring more time as needed.
6. Reservations will be made through the club president. Reservations will be accepted on a first-come basis. Reservations may be made no more than 90 in advance unless approved by the club at a club business meeting. Reservations should be canceled as soon as possible when the person who made the reservation learns that the bay will not be needed. Those who reserve the bay should make every effort to avoid reserving the bay for a session and then canceling or not using the bay for its reserved purpose. Those who repeatedly reserve the bay and then cancel or do not use the bay may have their reservation privileges suspended by the club president.
7. The bay may be reserved for special events as approved by the club at a club business meeting.
8. Persons reserving the bay are encouraged to cooperate and work together as much as possible.
9. If students are charged for the qualification, then the member must pay a fee of \$5 per student/shooter per session. However, this fee is waived if the range is used for the CWP shooting test.
10. Those giving firearms instruction (free or not) must give membership information (how to join) for MCRC and GrassRoots GunRights to all students.
11. **NO RIFLES** are allowed on this bay

JEFF COOPER PISTOL BAY SPECIFIC RULES

1. SIDE BERMS may be shot into.
2. **NO AERIAL** shooting is allowed.
3. **NO** Firing from past the side berms. The shooter must have side berms on the 180-degree plane to his left & right. The shooter must not fire past 90 degrees to his left or right, facing the rear berm.
4. **NO RIFLE CALIBER** weapons may be shot in these bays. This includes any rifle or handgun that is chambered for 30 Carbine or greater muzzle energy. This does not include pistol caliber rifles. Shotguns may be shot into the berms. Accepted calibers are: .17M2, .17HMR, .22 Short, .22 Long, .22 Long Rifle, .22 Winchester Magnum Rimfire, .22 Remington Jet, 5.7 x 28 FN, .25 ACP / 6.35 Browning, .25 NAA, .256 Winchester Magnum, .30 Mauser, 7.62 x 25 Tokarev, .32 ACP / 7.65 Browning, .32 NAA, .32 Smith & Wesson, .32 Short Colt, .32 S&W Long / .32 Colt New Police, .32 H&R Magnum, .327 Federal, .32-20 Winchester, 7.65 French Long / 7.65 MAS, 8mm Nambu, .380 Auto (9mm Kurz), 9mm Luger (Parabellum), 9mm Browning Long, 9mm Ultra, 9 x 21, 9 x 23 Winchester, 9 x 23 Largo (Bergmann/Bayard), 9 x 25 Mauser, 9 x 25 Dillon, 9mm FAR, 9mm Winchester Magnum, 9x18 Makarov, .38 Super, .38 Short Colt, .38 Long Colt, .38 S&W / .38 Colt New Police, .38 Special, .357 Auto Mag, .357 Magnum, .357 Sig, .40 Smith & Wesson, .40 Super, .400 Corbon, 10 MM Auto, .38-40 Winchester, .41 Action Express, .41 Remington Magnum, .44-40 Winchester, .44 Auto Mag, .44 Russian, .44 Special, .44 Remington Magnum, .44 S&W American, .45 Schofield, .45 ACP, .45 Auto Rim, .45 GAP, .45 Super, .45 Colt, .460 Rowland, .455 Webley Mark II,