



Battle of Derna

Course Designer: Charles Ferree

1

START POSITION: Standing anywhere inside the shooting area, facing downrange. Handgun loaded and holstered, hands relaxed at sides. PCC loaded, stock shouldered, muzzle pointed generally downrange.

STAGE PROCEDURE: Upon start signal, engage targets as available from within the shooting area. Note that poppers are behind barrels

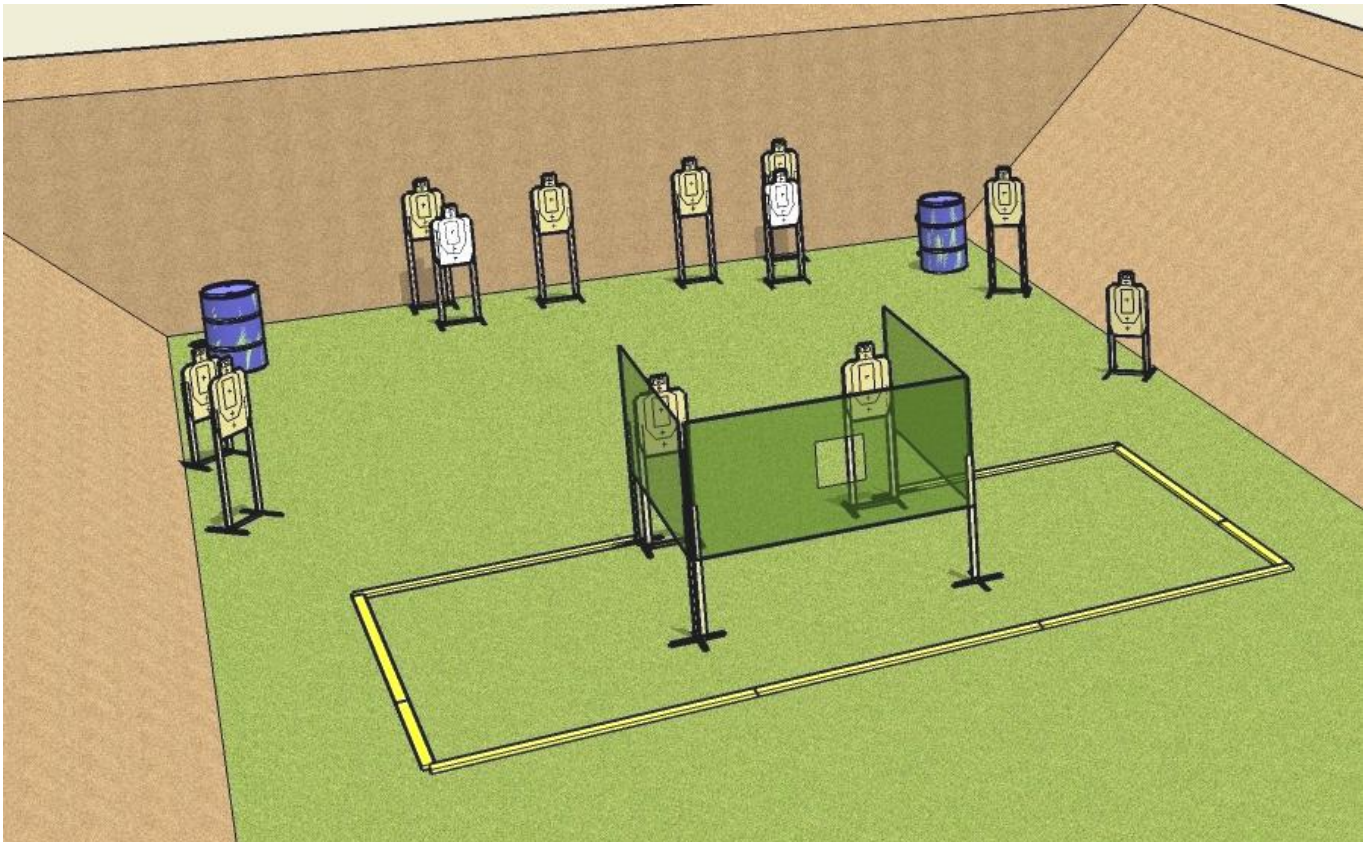
SCORING: Comstock, 22 rounds, 110 points

TARGETS: 10 Metric, 2 poppers

SCORED HITS: Best 2 per paper

START-STOP: Audible - Last shot

RULES: USPSA current edition





Battle of Chapultepec

Course Designer: Nereo Parreno

2

START POSITION: Seated. Pistol shooters with hands on respective knees, handgun is loaded and holstered. PCC is loaded, held with both hands & buttstock on belt, muzzle pointed at red mark on barricade.

STAGE PROCEDURE: Upon start signal, engage targets as they become available.

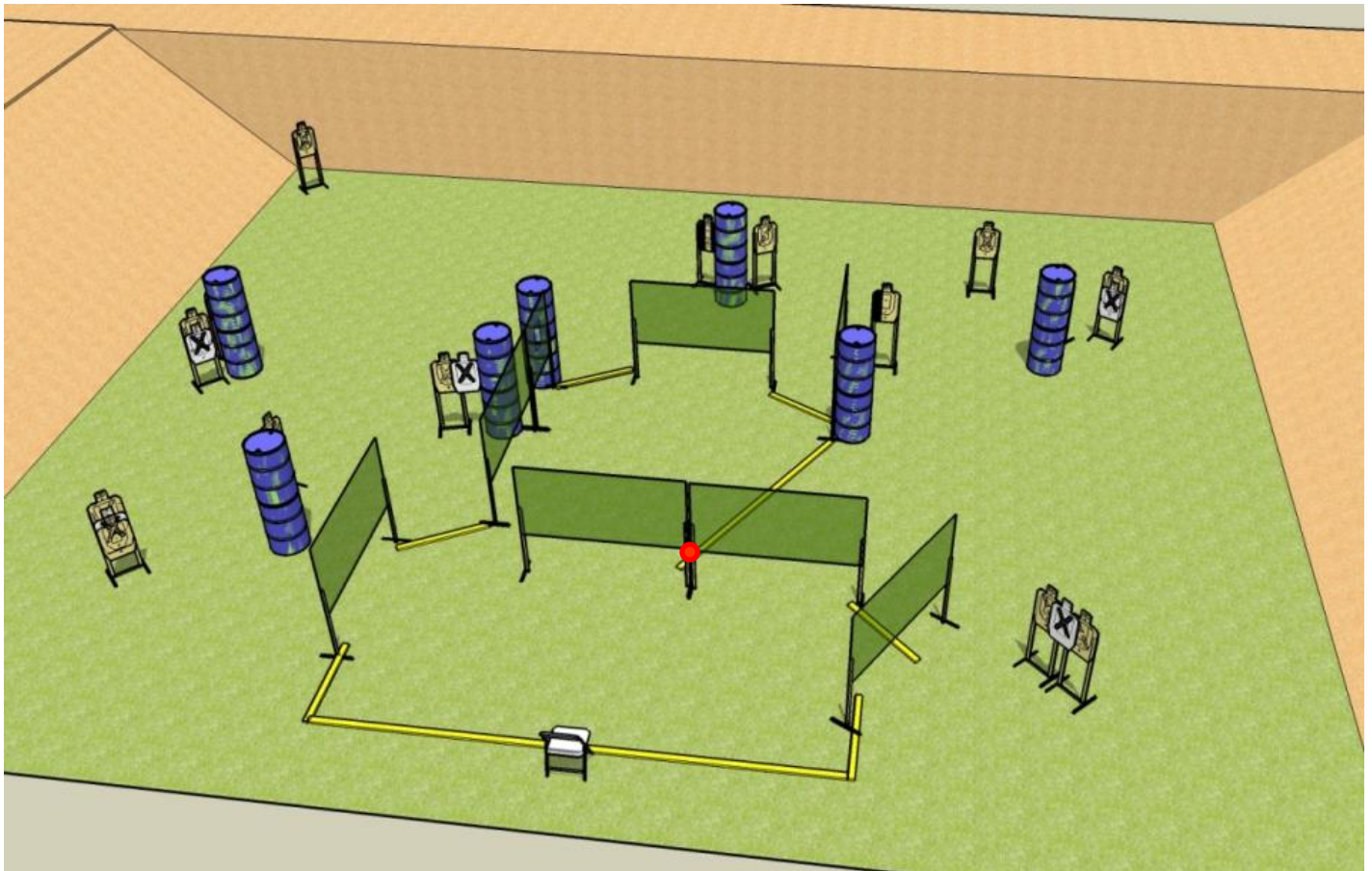
SCORING: Comstock, 26 rounds, 130 points

TARGETS: Metric 13

SCORED HITS: Best 2 per paper,

START-STOP: Audible - Last shot

RULES: USPSA current edition





Battle of Belleau Wood

Course Designer: Nereo Parreno

3

START POSITION: standing with heels on marks, facing downrange. Handgun loaded and holstered, hands relaxed at sides. PCC loaded, stock shouldered, muzzle pointed generally downrange.

STAGE PROCEDURE: Upon start signal, engage targets as available from within the shooting area.

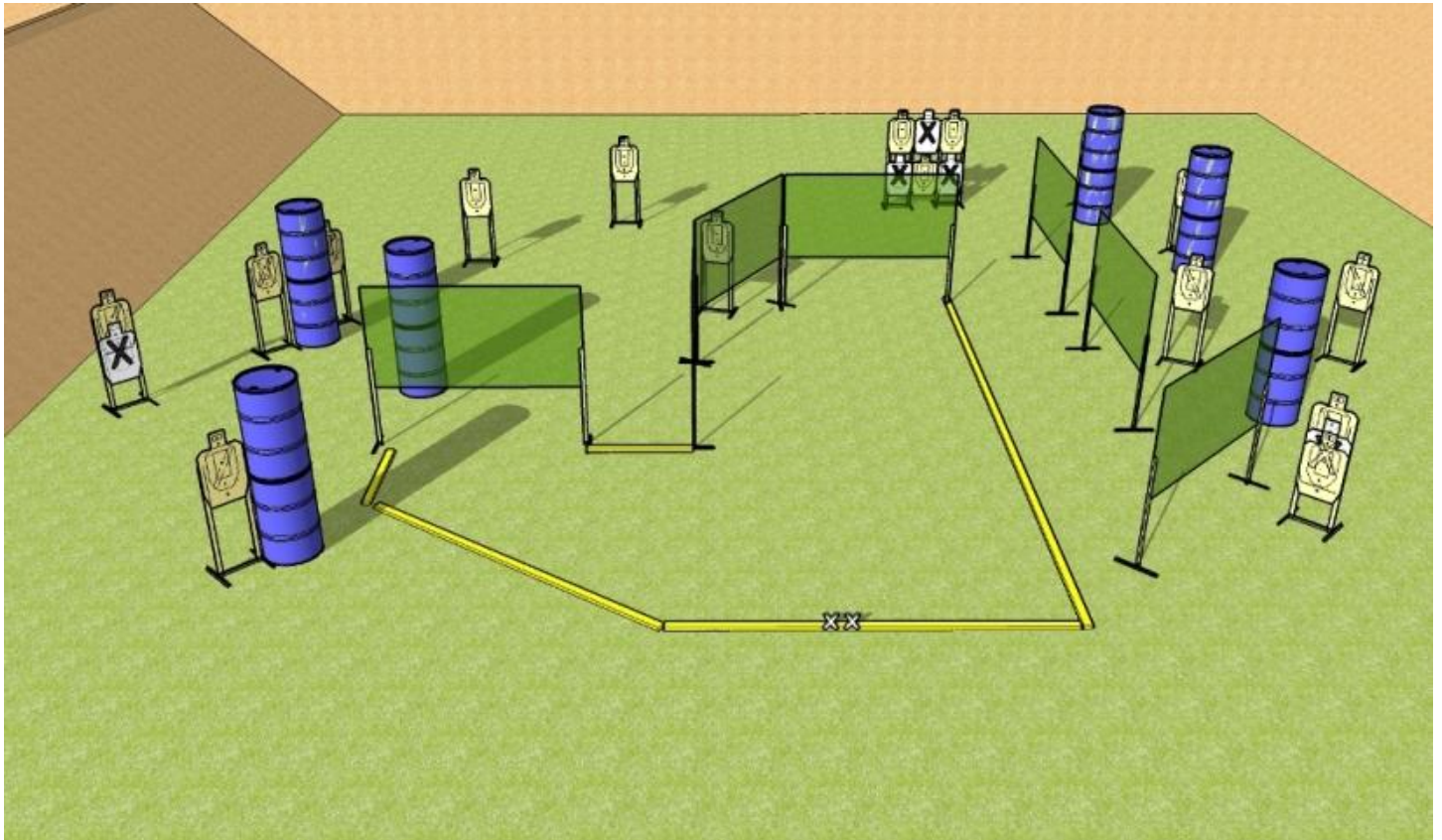
SCORING: Comstock, 30 rounds, 150 points

TARGETS: 15 Metric

SCORED HITS: Best 2 per paper

START-STOP: Audible - Last shot

RULES: USPSA current edition





Battle of Iwo Jima

Course Designer: Nereo Parreno

4

START POSITION: Standing in Box A, handgun loaded and holstered, with wrists below belt. PCC loaded, buttstock on belt, generally pointed downrange.

STAGE PROCEDURE: Upon start signal, move to designated shooting area and engage targets as available from within the shooting area.

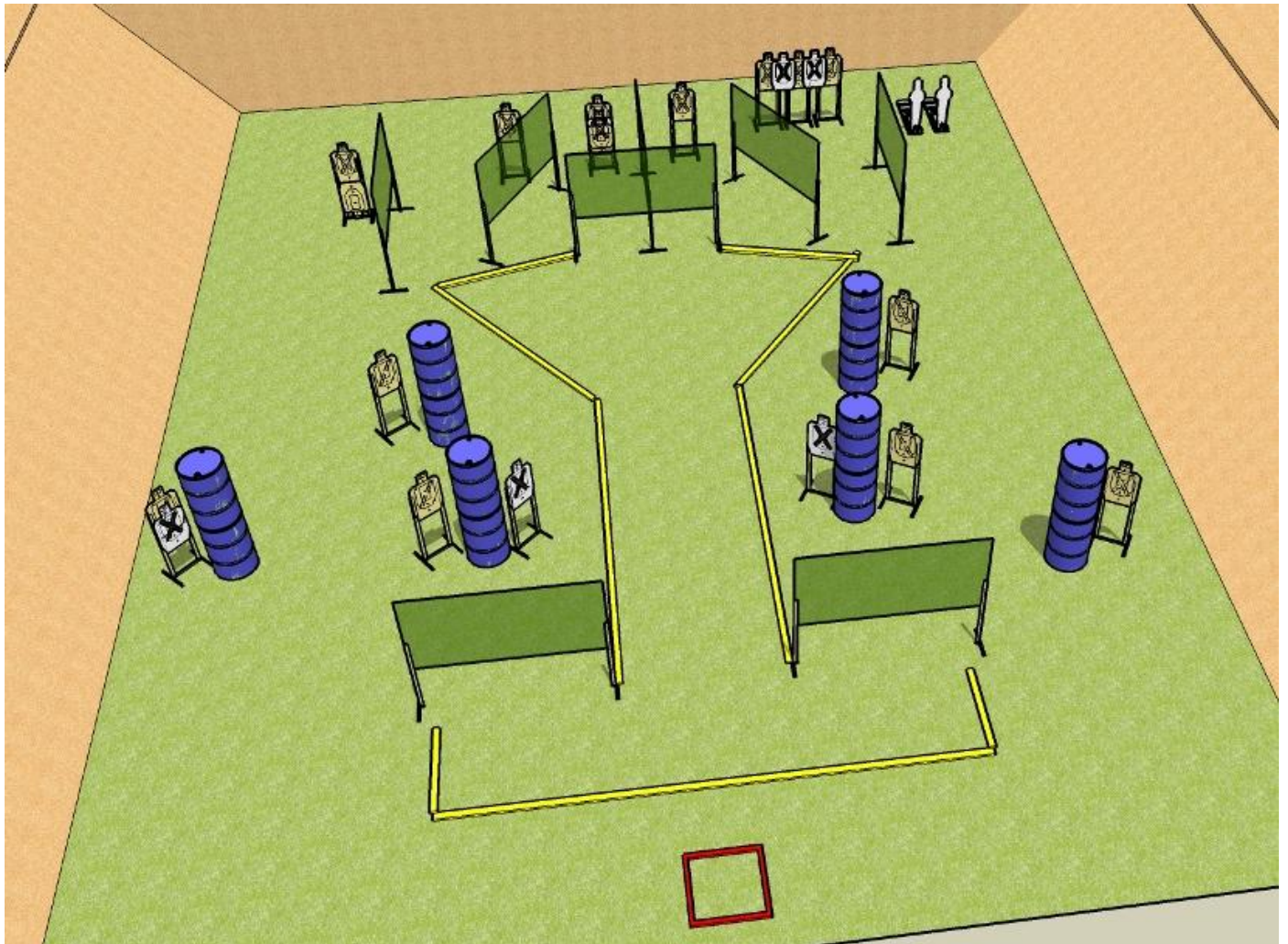
SCORING: Comstock, 32 rounds, 160 points

TARGETS: 15 Metric, 2 Steel

SCORED HITS: Best 2 per paper, KD Steel = 1A

START-STOP: Audible - Last shot

RULES: USPSA current edition





Battle of Chosin Reservoir

Course Designer: Charles Ferree

5

START POSITION: Standing with heels on marks, facing downrange. Handgun loaded and holstered, hands relaxed at sides. PCC loaded, stock shouldered, muzzle pointed generally downrange.

STAGE PROCEDURE: Upon start signal, engage targets as available from within the shooting area.

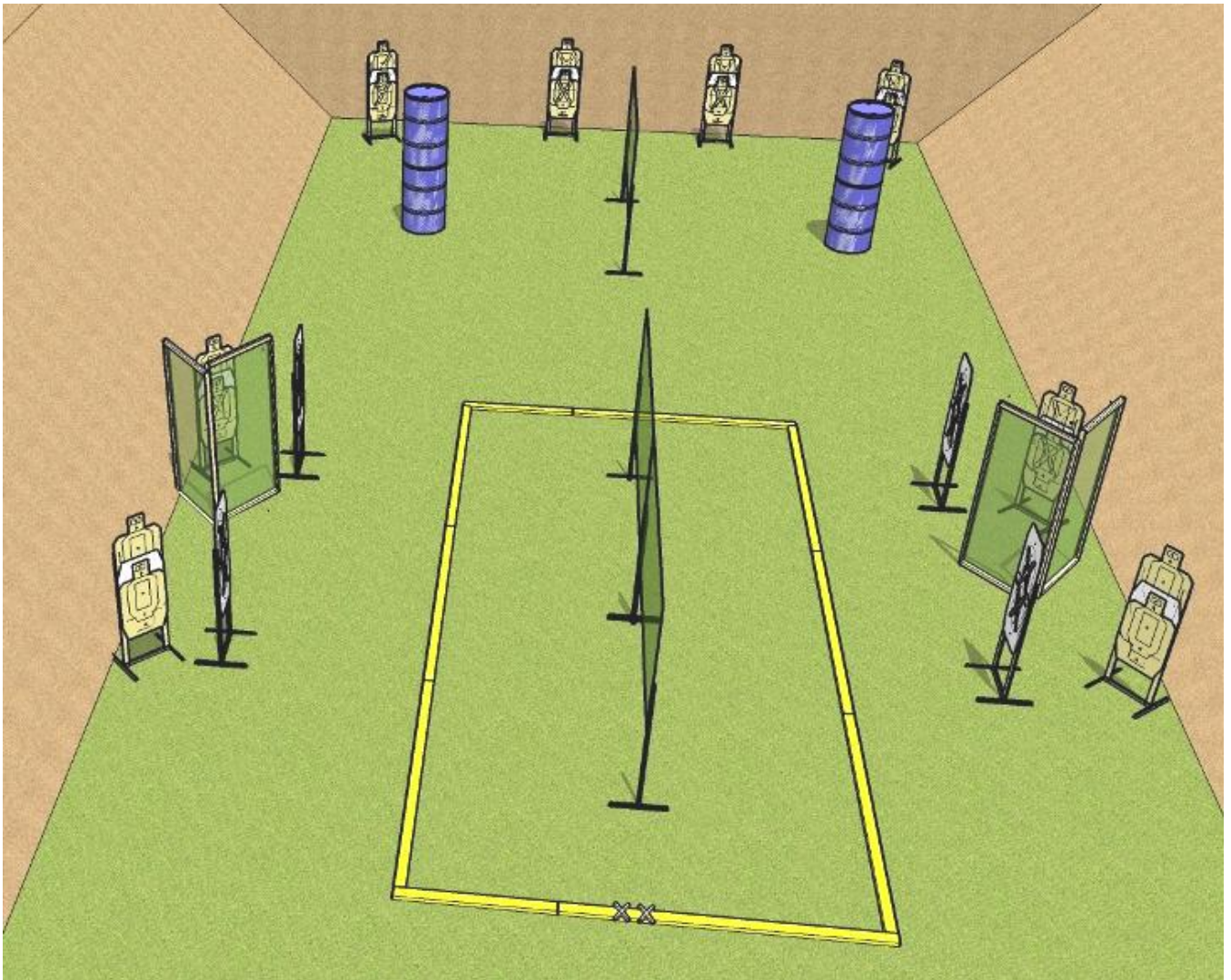
SCORING: Comstock, 32 rounds, 160 points

TARGETS: 16 Metric

SCORED HITS: Best 2 per paper

START-STOP: Audible - Last shot

RULES: USPSA current edition





Battle of Hue

Course Designer: Charles Ferree

6

START POSITION: Standing with heels on marks, facing downrange. Handgun loaded and holstered, hands relaxed at sides. PCC loaded, stock shouldered, muzzle pointed generally downrange.

STAGE PROCEDURE: Upon start signal, engage targets as available from within the 2 designated shooting areas.


SCORING: Comstock, 24 rounds, 120 points

TARGETS: 12 Metric

SCORED HITS: Best 2 per paper

START-STOP: Audible - Last shot

RULES: USPSA current edition





Battle of Fallujah

Course Designer: Charles Ferree

7

START POSITION: Standing with heels on marks, facing downrange. Handgun loaded and holstered, hands relaxed at sides. PCC loaded, stock shouldered, muzzle pointed generally downrange.

STAGE PROCEDURE: Upon start signal, engage targets as available from within the designated shooting area.

SCORING: Comstock, 30 rounds, 150 points

TARGETS: 15 Metric

SCORED HITS: Best 2 per paper

START-STOP: Audible - Last shot

RULES: USPSA current edition

